

POWER DISTRIBUTION BOX

POWER BOX

KUPO power distribution boxes are made of 1.2mm thickness steel material. The internal wiring consists of 1.5mmsq (16AWG) silicon cable as standard. The sinking front panel for a better protection of each connector. The standard 2 hanging rings to make rigging easier on truss. Each side with an extra clamp hanging hole to fit limited space. The following is the range of power distribution boxes, other variations of power distribution boxes are available upon requested.

PDB-001

270(L) x 190(W) x 80(H)mm
With 6 channels stage 3 Pin female socket & PLS-5219SM 19 Pin connector (wired)



PDB-001D

295(L) x 190(W) x 80(H)mm
With 6 channels stage 3 Pin female socket & PLS-5219SM and PLS-5219SF 19 Pin connector (wired)



PDB-003

270(L) x 190(W) x 80(H)mm
With 6 channels Schuko female socket & PLS-5219SM 19 Pin connector (wired)



PDB-003D

295(L) x 190(W) x 80(H)mm
With 6 channels Schuko female socket & PLS-5219SM and PSL-5219SF 19 Pin connector (wired)



PDB-004

270(L) x 190(W) x 80(H)mm
With 6 channels CEE female socket & PLS-5219SM 19 Pin connector (wired)



PDB-005

340(L) x 190(W) x 80(H)mm
With 8 channels CEE female socket & KM16M with locking 16 Pin connector (wired)



PDB-005D

295(L) x 190(W) x 80(H)mm
With 6 channels CEE female socket & KM-16M and KM-16F Harting connector (wired)



PDB-006

340(L) x 190(W) x 80(H)mm
With 8 channels Schuko female socket & KM16M with locking 16 Pin connector (wired)



CUSTOM DESIGN AVAILABLE



POWER DISTRIBUTION BOX

PLASTIC POWER BOX

It is constructed by PA material which offers excellent insulation, impact-resistance and flame-retarding features. The box is also designed to attach to trussing or floor standing.

PDB-P003

480(L) x 101(W) x 112(H)mm with 6 channels
Schuko female Socket & PLS-5219SM 19 pin
connector (wired)



PDB-P004

480(L) x 122(W) x 112(H)mm with 6 channels
CEE form female socket & PLS-5219SM 19 Pin
connector (wired)



PDB-P003D

504(L) x 101(W) x 112(H)mm
With 6 channels Schuko female
Socket & PLS-5219SM and PLS-5219SF
19 pin connector (wired)



PDB-P004D

504(L) x 122(W) x 112(H)mm
With 6 channels CEE form female
Socket & PLS-5219SM and PLS-5219SF
19 pin connector (wired)



More features:

1. Dual handle slots allow flexible movement of couplers.
2. Central aperture on handle for single coupler provides attachment to truss easily.
3. Rectangle and less bulky shape accesses to truss with no efforts.
4. Clear perforation holes for the convenience of CEE and Schuko positioning
5. Black CEE and Schuko meet the low-key and professional requirement
6. Blue lid of CEE connector gives the clear identification of AC/220 16 Amp.
7. Embedded screw nut gives protection while assembling the box by screws.



Embedded screw nut gives protection while assembling the box by screws.



Dual handle slots allow flexible movement of couplers.

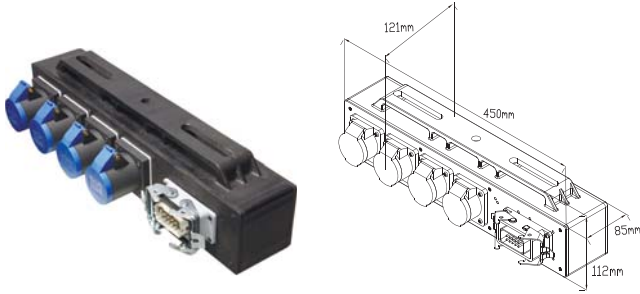


Clear perforation holes for easily positioning.

POWER BOX

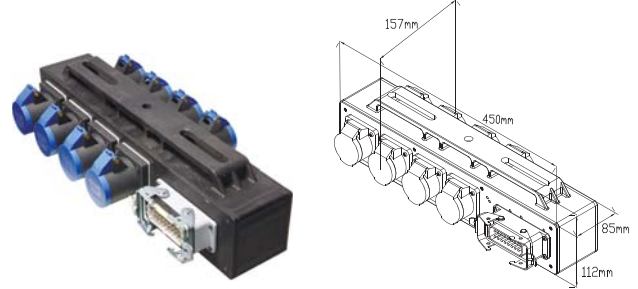
PDB-P005S

4 x CEE outputs with 10-pin connector input:
4 channels 16A CEE form female socket & KM10M Plug insert multi-pole connector (wired)



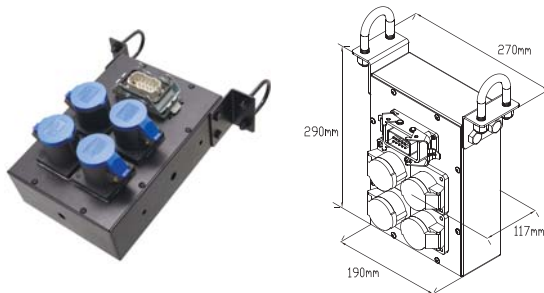
PDB-P005

8 x CEE outputs with 16-pin connector input:
8 channels 16A CEE form female socket & KM16M Plug insert multi-pole connector (wired)



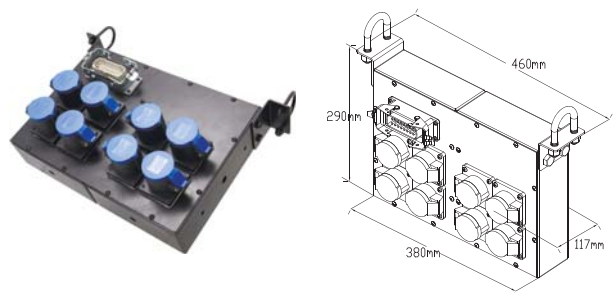
PDB-CH01 Power Box

4 x CEE outputs with 10-pin connector input and hanging bracket (Metal):
4 channels 16A CEE form female socket & KM10M Plug insert multi-pole connector (wired). Hanging bracket for 1.5" tube (bracket for other size of tube is also available)



PDB-CH02 Power Box

8 x CEE outputs with 16-pin connector input and hanging bracket (Metal):
8 channels CEE form female socket & KM16M Plug insert multi-pole connector (wired). Hanging bracket for 1.5" tube (bracket for other size of tube is also available)



PDB-16HBK Splitter Rubber Box

8 x CEE outlets with 16-pin connector input. Splitter Rubber Box with 8 x 3C, 2.5mmsq cable 1.2 meters.
Input: 16-pin connector
Output: 16A CEE line female



HP24/24, Hot Patch Panel

- Design to mount to standard 19" rack or cabinet
- Sturdy metal plate with matt black painting
- Provided with male & female mounted snap-in sockets
- Two outputs per dimmer channel, 12 channels for each panel
- PC-50 (patch cord 50cm) or PC-100 (patch cord 100cm) are optional

